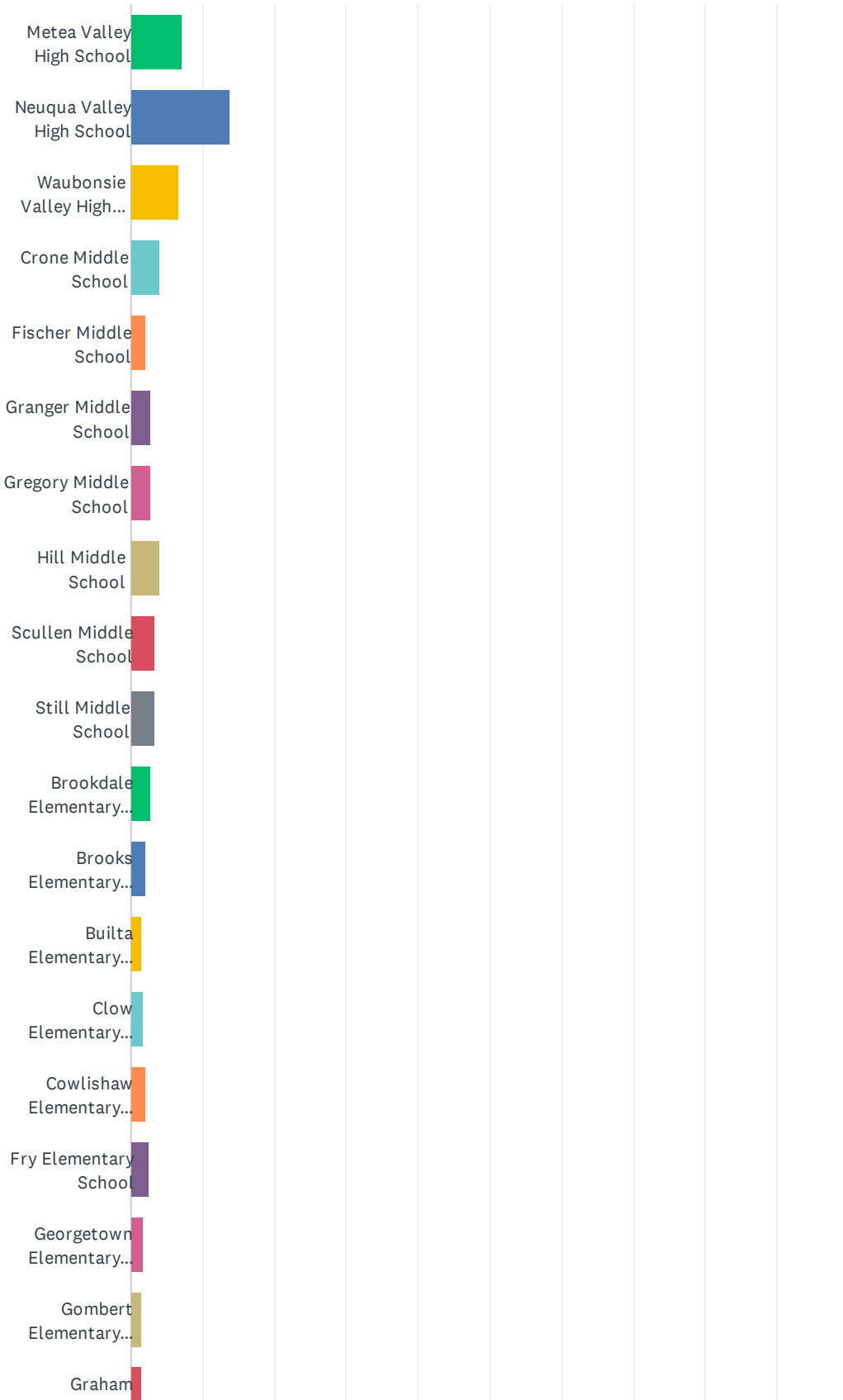
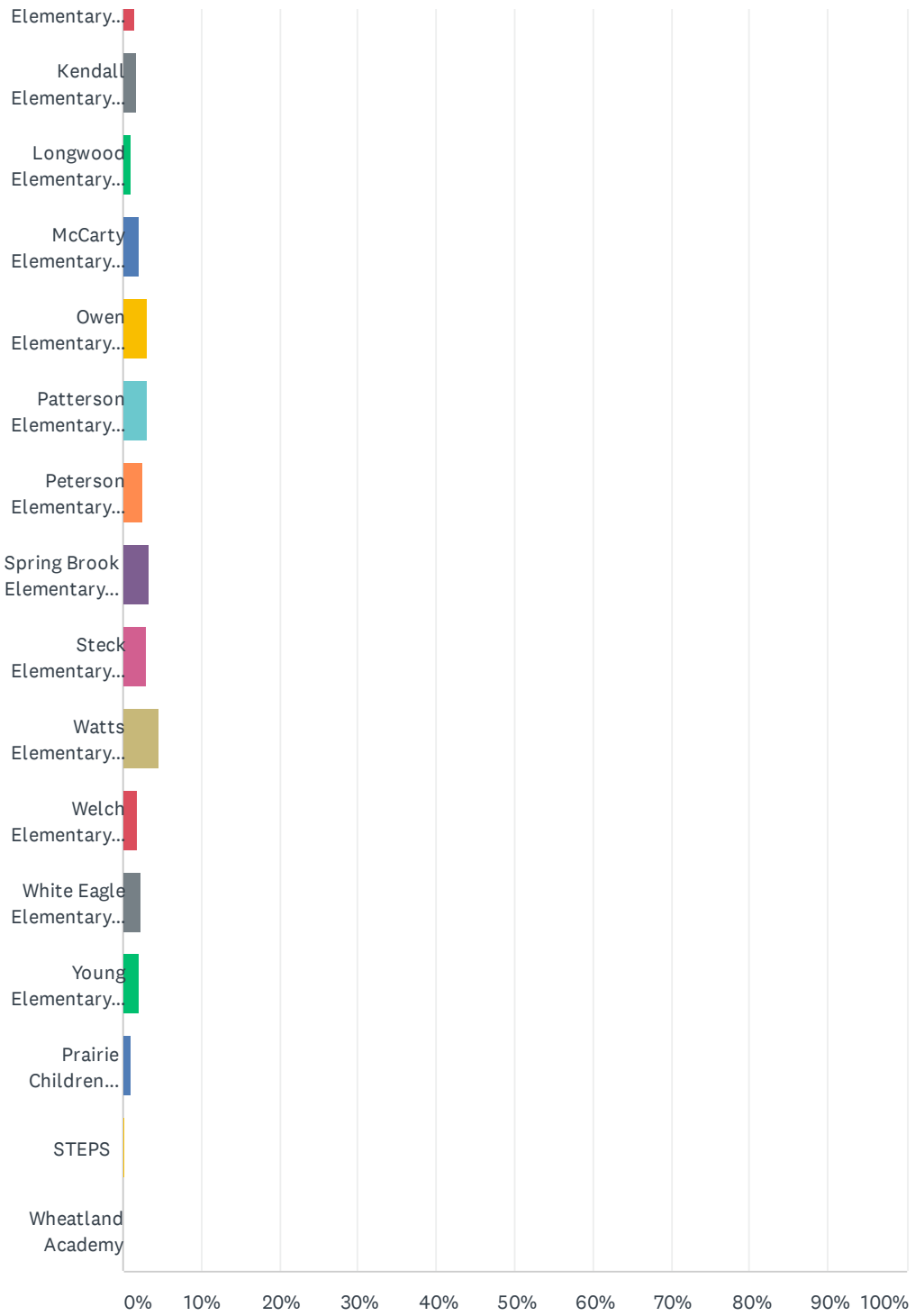


Q1 Select which school your child attends

Answered: 11,881 Skipped: 0



Remote Learning Parent Survey



Remote Learning Parent Survey

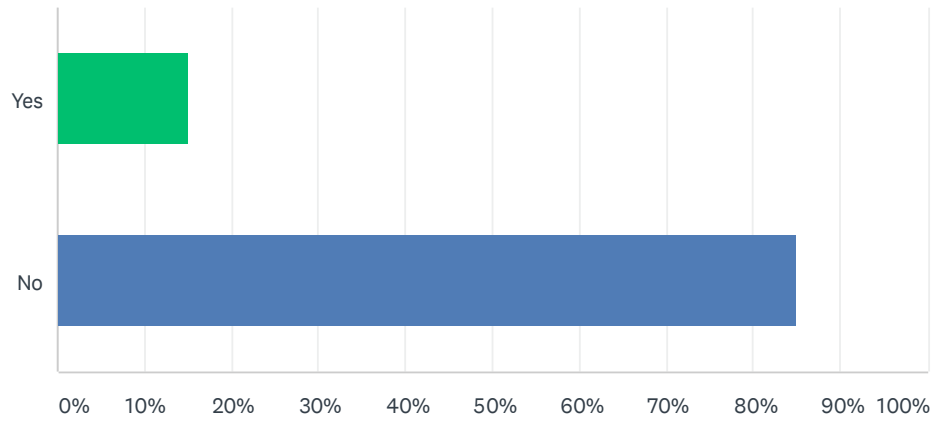
ANSWER CHOICES	RESPONSES	
Metea Valley High School	7.16%	851
Neuqua Valley High School	13.90%	1,652
Waubonsie Valley High School	6.78%	805
Crone Middle School	3.87%	460
Fischer Middle School	2.09%	248
Granger Middle School	2.82%	335
Gregory Middle School	2.74%	326
Hill Middle School	4.02%	478
Scullen Middle School	3.44%	409
Still Middle School	3.44%	409
Brookdale Elementary School	2.67%	317
Brooks Elementary School	2.14%	254
Builta Elementary School	1.45%	172
Clow Elementary School	1.62%	193
Cowlishaw Elementary School	2.18%	259
Fry Elementary School	2.58%	306
Georgetown Elementary School	1.67%	198
Gombert Elementary School	1.40%	166
Graham Elementary School	1.45%	172
Kendall Elementary School	1.73%	206
Longwood Elementary School	1.08%	128
McCarty Elementary School	2.07%	246
Owen Elementary School	3.18%	378
Patterson Elementary School	3.05%	362
Peterson Elementary School	2.58%	307
Spring Brook Elementary School	3.43%	407
Steck Elementary School	3.01%	358
Watts Elementary School	4.67%	555
Welch Elementary School	1.94%	231
White Eagle Elementary School	2.38%	283
Young Elementary School	2.00%	238
Prairie Children Preschool	1.10%	131

Remote Learning Parent Survey

STEPS	0.27%	32
Wheatland Academy	0.08%	9
TOTAL		11,881

Q2 Does your child have an Individualized Education Plan (IEP)?

Answered: 11,881 Skipped: 0



ANSWER CHOICES		RESPONSES	
Yes		15.12%	1,797
No		84.88%	10,084
TOTAL			11,881

Q3 Select your child's grade level

Answered: 11,881 Skipped: 0

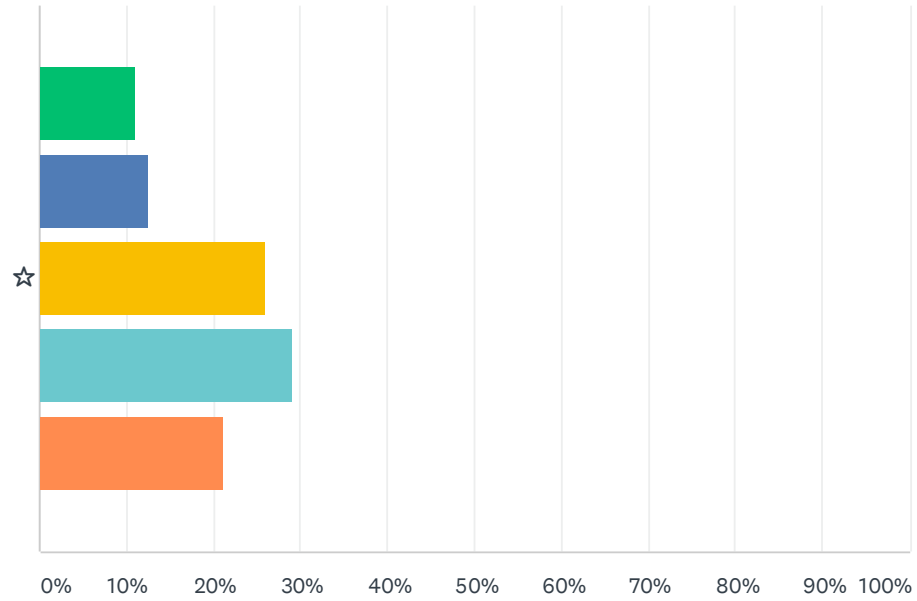


Remote Learning Parent Survey

ANSWER CHOICES	RESPONSES	
Preschool	1.39%	165
Kindergarten	8.07%	959
1	8.29%	985
2	8.28%	984
3	7.82%	929
4	7.58%	900
5	7.89%	937
6	7.91%	940
7	7.31%	869
8	7.22%	858
9	7.13%	847
10	6.76%	803
11	7.36%	874
12	6.67%	793
STEPS	0.32%	38
TOTAL		11,881

Q4 Rate your child's Remote Learning experience so far.

Answered: 11,881 Skipped: 0

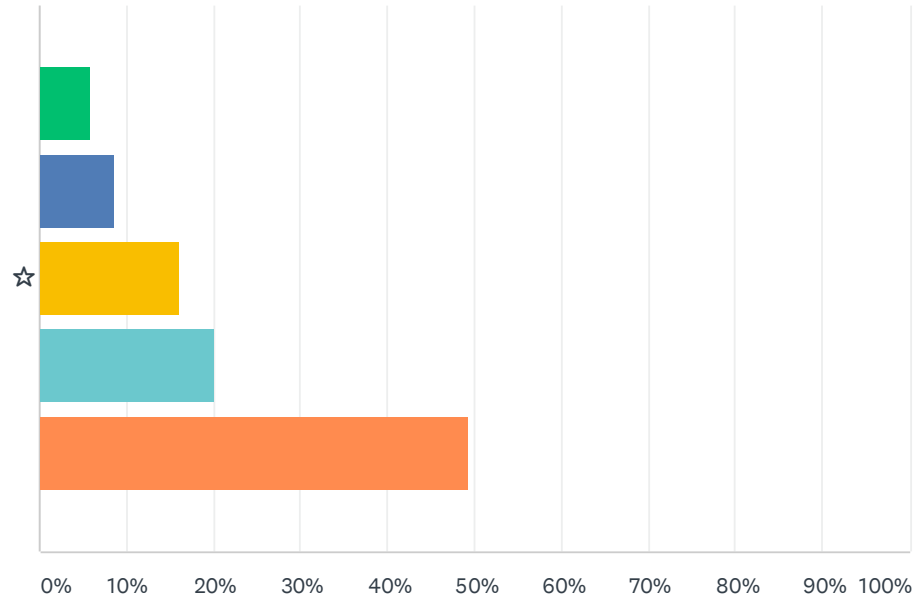


■ 1 - My child is not benefiting from Remote Learning
 ■ 2
 ■ 3
 ■ 4
 ■ 5 - My child is learning a lot in Remote Learning

	1 - MY CHILD IS NOT BENEFITING FROM REMOTE LEARNING	2	3	4	5 - MY CHILD IS LEARNING A LOT IN REMOTE LEARNING	TOTAL	WEIGHTED AVERAGE
☆	11.11% 1,320	12.65% 1,503	26.03% 3,093	29.01% 3,447	21.19% 2,518	11,881	3.37

Q5 Rate how well your child is able to manage their school workload each day during Remote Learning.

Answered: 11,881 Skipped: 0

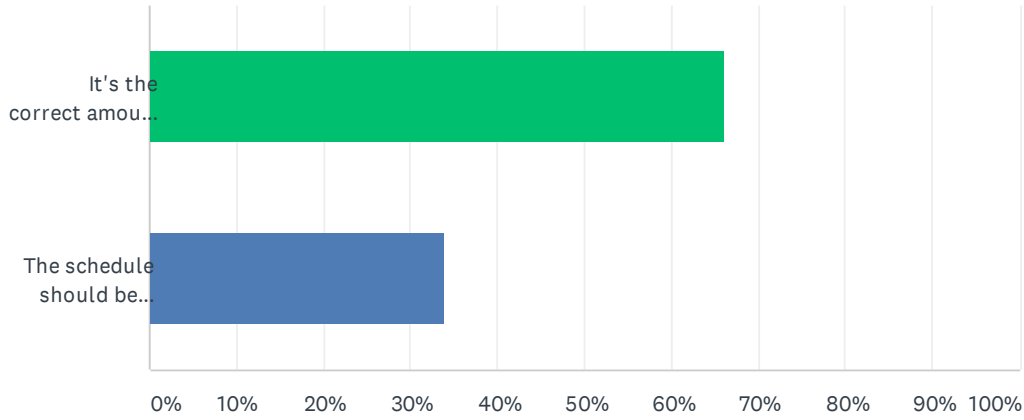


■ 1 - My child barely gets anything done
 ■ 2
 ■ 3
 ■ 4
 ■ 5 - My child gets all their work done

	1 - MY CHILD BARELY GETS ANYTHING DONE	2	3	4	5 - MY CHILD GETS ALL THEIR WORK DONE	TOTAL	WEIGHTED AVERAGE
☆	5.91%	8.64%	16.05%	20.11%	49.29%	11,881	3.98
	702	1,027	1,907	2,389	5,856		

Q6 What do you think about the amount of screen time in remote learning?

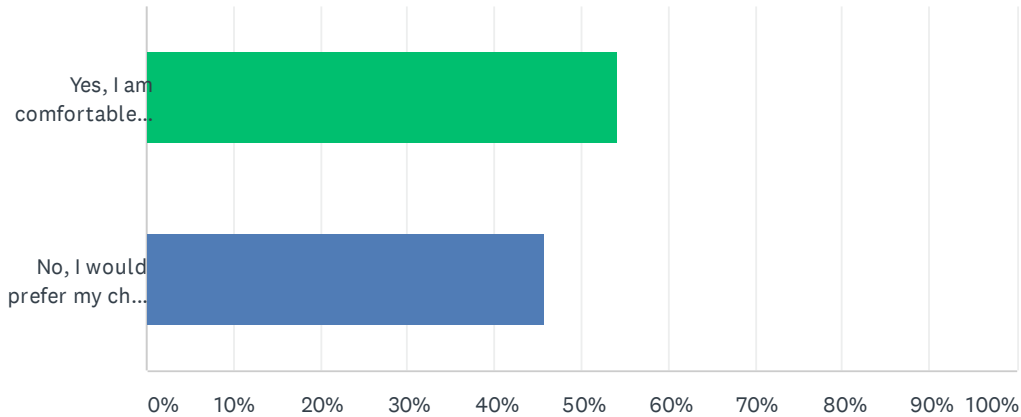
Answered: 11,881 Skipped: 0



ANSWER CHOICES	RESPONSES
It's the correct amount of time for my child to maintain academic goals.	66.00% 7,842
The schedule should be adjusted slightly to reduce the amount of time students spend online even if it means kids will spend more time "out of class" completing school work.	34.00% 4,039
TOTAL	11,881

Q9 We would like to know, with appropriate safety measures, if you are comfortable sending your child to school for in-person instruction during the second quarter. Knowing the number of parents who are interested will be helpful as the district plans for in-person instruction.

Answered: 11,881 Skipped: 0



ANSWER CHOICES	RESPONSES	
Yes, I am comfortable sending my child to school for in-person instruction second quarter.	54.15%	6,434
No, I would prefer my child continue remote learning at home second quarter.	45.85%	5,447
TOTAL		11,881